

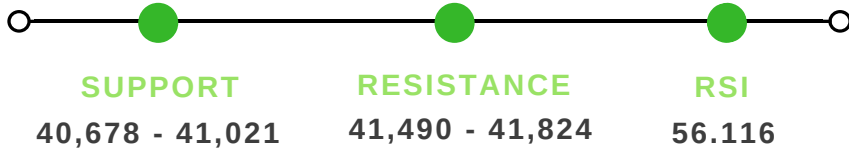
# FIRST NATIONAL EQUITIES LIMITED

## MORNING BRIEFING

15th November, 2018



### KSE - 100 Index Technical:



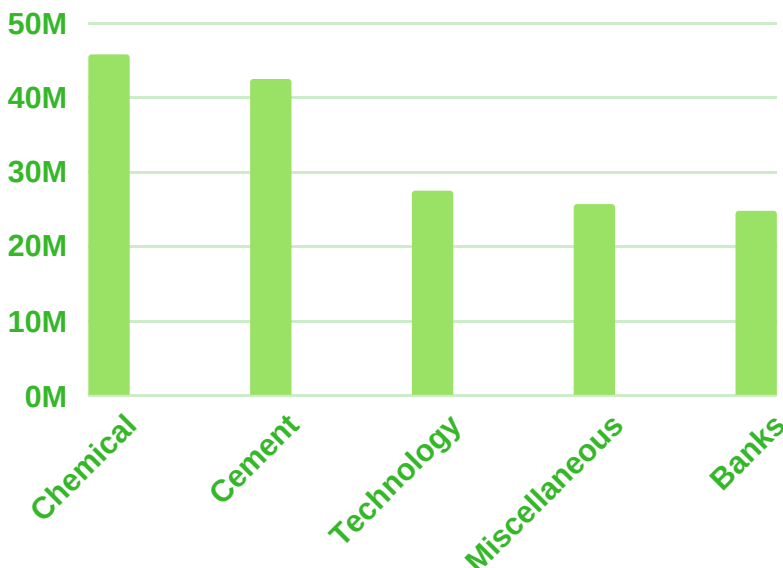
The Pakistan Stock Exchange closed 158 points down to settle at 40,994 with the volume of 255.1 million shares. The market was choppy throughout the session owing to the decline in oil prices in international markets & MSCI announcement.

The Index confined within the range of 559 points, traveled to an intraday high and lows of 41,322 & 40,763 respectively. Mix trend is expected to continue in the market.

### SECTORS REVIEW

Cement, Power and OMC sectors were positive contributors to the index, whereas the E&P sector drove the Index downwards.

The volume leaders were:



### Important News

#### POLITICS

- Al-Azizia case: NA address based on info fed by son, says Nawaz.

#### ECONOMY

- Pakistan to avail 19th but last IMF programme: Asad.
- IMF mission: Government explains approach to CPEC, PSDP.
- FDI slips 46.4pc year-on-year in July-October.
- Govt tweaks October inflation to 6.8 percent.
- 'No ban on opening foreign currency account'.
- Discos to charge 41 paisas per unit extra from power consumers.
- Efforts must to boost trade with Brazil.

# MARKET AT A GLANCE !

## MARKET SUMMARY

### Events Ahead

### Date

AVN's Analyst Briefing	Nov 19th
PAKOXY's Analyst Briefing	Nov 20th
USDA's report "Sugar: World Markets and Trade"	Nov 20th

### Board Meetings

### Symbols

### Period

### Time

Dandot Cement Company Limited	DNCC	1st Quarter	3:30 PM
Siemens Pakistan Engineering Co. Limited	SIEM	Annual	10:45 AM
Exide Pakistan Limited	EXIDE	Half Year	11:00 AM

- Govt mulls uniform electricity tariff structure.
- Chinese firms show interest in Hyderabad industrial projects.
- US businessmen delegation visits LCCI.
- Gas supply to zero-rated industry: BMP lauds government's Initiative.

Portfolio Investments (FIPI & LIPI Daily)						14 November 2018							
USD in millions	Buy	Sell	Net	Cement	Fertilizer	Power	Banks	Others	FMCG	Tech	Textile	E&P	OMC
<b>FIPI Portfolio</b>													
Foreign individuals	0.13	-0.03	0.00	0.08	0.00	0.00	0.00	-0.01	0.00	0.02	0.00	0.00	0.00
Foreign corporates	3.77	-12.81	-9.04	-2.61	0.19	0.08	-6.07	0.13	0.01	-0.03	0.08	-0.81	0.00
Overseas Pakistanis	3.14	-2.71	0.43	-0.19	-0.06	-0.01	0.23	0.05	-0.02	0.17	0.06	0.15	0.04
<b>FIPI Total</b>	<b>7.04</b>	<b>-15.55</b>	<b>-8.52</b>	<b>-2.71</b>	<b>0.13</b>	<b>0.07</b>	<b>-5.84</b>	<b>0.17</b>	<b>-0.01</b>	<b>0.16</b>	<b>0.14</b>	<b>-0.66</b>	<b>0.03</b>
<b>LIPI Portfolios</b>													
Individuals	76.75	-74.94	1.81	-1.29	0.51	-0.01	1.49	0.03	-0.08	-0.50	-0.37	1.70	0.32
Companies	8.61	-4.36	4.25	3.71	0.50	-0.04	0.15	-0.31	0.03	-0.03	0.01	0.22	-0.01
Bank/DFI	3.66	-2.00	1.65	-0.33	-0.37	0.19	0.13	0.24	0.00	0.12	0.01	1.64	0.02
NBFC	0.38	-0.26	0.12	0.03	0.00	0.00	0.01	0.27	0.00	0.00	-0.07	0.04	-0.16
Mutual Funds	11.02	-11.54	-0.52	0.18	0.97	0.05	1.57	0.04	0.00	0.02	0.19	-3.61	0.06
Others	0.93	-0.45	0.48	0.19	0.03	-0.02	0.03	0.22	0.00	0.00	-0.01	0.06	-0.01
Brokers	22.42	-21.06	1.36	0.87	0.10	-0.03	0.39	0.03	0.05	0.03	0.10	0.08	-0.26
Insurance	5.15	-5.78	-0.63	-0.64	-1.88	-0.22	2.07	-0.69	0.00	0.21	0.00	0.53	0.00
<b>LIPI Total</b>	<b>128.93</b>	<b>-120.41</b>	<b>8.52</b>	<b>2.72</b>	<b>-0.13</b>	<b>-0.07</b>	<b>-0.07</b>	<b>-0.17</b>	<b>0.01</b>	<b>-0.16</b>	<b>-0.14</b>	<b>0.66</b>	<b>-0.03</b>
Sources: NCCPL, FNEL Research												www.fnetrade.com	

# TECHNICAL ANALYSIS - TRADING SIGNALS

PIVOT ANALYSIS												
SYMBOLS	14-Nov-18			SUPPORT & RESISTANCE WITH PIVOT POINT					RSI		MOVING AVERAGES	
	HIGH	LOW	CLOSE	S2	S1	PIVOT	R1	R2	DAILY	WEEKLY	5 DAYS	50 DAYS
<b>CEMENTS</b>												
LUCK	492.25	452	482.48	468.43	476.62	489.26	497.45	510.09	53.243	45.611	483.87	483.86
DGKC	110.82	104	110.2	101.73	103.66	106.73	108.66	111.73	57.463	49.133	106.25	98.32
FCCL	26.35	25.01	25.75	24.66	24.91	25.35	25.6	26.04	57.765	49.829	25.42	23.4
MLCF	53.09	48.08	52.06	48.97	49.73	51.06	51.82	53.15	59.571	51.211	50.88	46.53
<b>Banks</b>												
UBL	136.2	130.24	131.28	135.98	138.65	142.82	145.49	149.66	41.965	43.58	144.65	148.55
HBL	142.9	135.99	139.26	137.48	138.86	141.48	142.86	145.48	49.149	43.736	142.03	141.97
MCB	202	198	199.85	189.73	193.86	197.43	201.56	205.13	58.688	48.389	195.62	194.44
BAFL	51.45	50.01	51	49.9	50.57	51.03	51.7	52.16	54.377	63.119	51.19	49.94
<b>OIL &amp; GAS</b>												
OGDC	149.5	146.75	147.4	151.84	152.87	153.93	154.96	156.02	48.373	51.999	153.75	152.19
POL	509.5	505.21	505.21	517.92	521.54	528.77	532.39	539.62	41.872	39.781	525.89	545.09
PSO	276	270	271.42	261.99	265.99	272.62	276.62	283.25	58.89	56.19	274.91	262.78
SNGP	91.14	86.46	89.8	86.55	87.99	89.44	90.88	92.33	55.918	48.206	89.01	87.79
SSGC	26.6	25.9	26.17	24.74	25.12	25.48	25.86	26.22	56.544	41.1	25.39	25.97
<b>TEXTILES</b>												
NCL	63.8	62	62.73	59.66	60.32	61.16	61.82	62.66	69.24	68.071	60.33	52.64
NML	155	152	152.34	147.48	148.86	150.38	151.76	153.28	65.122	52.213	149.39	138.77
<b>FERTILIZER</b>												
ENGRO	338.5	320	331.51	336.67	338.34	340.67	342.34	344.67	65.558	60.565	340.5	317.7
FFC	99	98	98.74	97.33	98.16	98.83	99.66	100.33	60.098	55.097	98.29	95.69
EFERT	83	81.11	81.46	81.68	82.26	82.58	83.16	83.48	72.08	55.097	81.99	77.06
<b>CHEMICALS</b>												
LOTCHEM	19.98	19.25	19.5	17.97	18.35	18.88	19.26	19.79	55.298	70.216	18.29	17.56
DOL	37.9	36.9	37.1	37.24	37.67	38.43	38.86	39.62	60.982	73.933	37.21	31.15
<b>FOOD</b>												
PREMA	22.87	21.9	22.38	21.42	21.74	22.37	22.69	23.32	43.544	100	22.44	24.26
MFL	29.7	27.81	29.25	29.1	29.46	30.17	30.53	31.24	50.773	48.326	29.92	29.92
UNITY	33.3	31.52	32.65	32.43	32.78	33.34	33.69	34.25	49.144	53.272	33.14	32.92
<b>OTHERS</b>												
PAEL	32.36	30.7	32.03	29.88	30.34	31.06	31.52	32.24	54.583	43.977	31.37	30.04
TRG	32.25	30.36	30.4	30.22	30.69	31.54	32.01	32.86	62.71	55.694	31.82	27.85

FNEL Research

15-Nov-2018

WWW.FNETRADE.COM



**DOLLAR**  
**PKR133.7**  
 [INTERBANK]



**Crude WTI**  
**\$55.89bbl**



**COAL**  
**\$94.15/MT**

## DISCLAIMER

This research report is for information purposes only and does not constitute nor is it intended as an offer or solicitation for the purchase or sale of securities or other financial instruments. Neither the information contained in this research report nor any future information made available with the subject matter contained herein will form the basis of any contract.

Information and opinions contained herein have been compiled or arrived at by First National Equities Limited from publicly available information and sources that First National Equities Limited believed to be reliable. Whilst every care has been taken in preparing this research report, no research analyst, director, officer, employee, agent or adviser of any member of First National Equities Limited gives or makes any representation, warranty or undertaking, whether express or implied, and accepts no responsibility or liability as to the reliability, accuracy or completeness of the information set out in this research report.

Any responsibility or liability for any information contained herein is expressly disclaimed. All information contained herein is subject to change at any time without notice. No member of First National Equities Limited has an obligation to update, modify or amend this research report or to otherwise notify a reader thereof in the event that any matter stated herein, or any opinion, projection, forecast or estimate set forth herein, changes or subsequently becomes inaccurate, or if research on the subject company is withdrawn. Furthermore, past performance is not indicative of future results. The investments and strategies discussed herein may not be suitable for all investors or any particular class of investor.

Investors should make their own investment decisions using their own independent advisors as they believe necessary and based upon their specific financial situations and investment objectives when investing. Investors should consult their independent advisors if they have any doubts as to the applicability to their business or investment objectives of the information and the strategies discussed herein. This research report is being furnished to certain persons as permitted by applicable law, and accordingly may not be reproduced or circulated to any other person without the prior written consent of a member of First National Equities Limited.


First National Equities Limited and / or any of its affiliates, which operate outside Pakistan, do and seek to do business with the company(s) covered in this research document. Investors should consider this research report as only a single factor in making their investment decision. First National Research Policy prohibits research personnel from disclosing a recommendation, investment rating, or investment thesis for review by an issuer/company prior to the publication of a research report containing such rating, recommendation or investment thesis.

### Get in touch with us !

 [FirstNationalEquitiesLimited](#)

 [www.FneTrade.com](http://www.FneTrade.com)

 [FneTrade](#)

 +92 309 7414 468



Research Entity Notification Number: REP-089

**First National Equities Limited**

FNE House, 179/B, AbuBakar Block, New Garden Town, Lahore - Pakistan

Tel: (92-42) 35843721-27 E-mail: [Research@fnetrade.com](mailto:Research@fnetrade.com)