

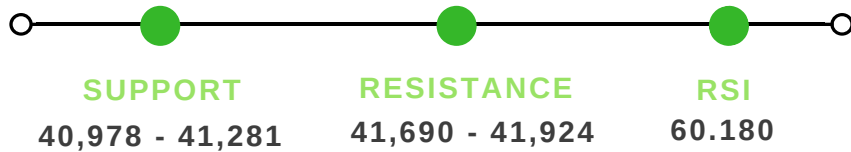
# FIRST NATIONAL EQUITIES LIMITED

## MORNING BRIEFING

9th November, 2018



### KSE - 100 Index Technical:



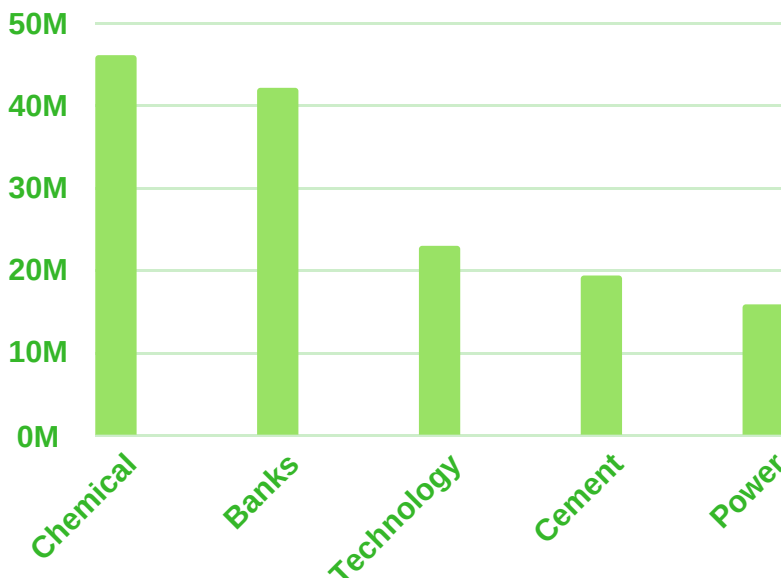
The Equity Market closed negative yesterday by losing 177 points (0.43%) to settle at 41,367 levels. The Index witnessed a mixed trend and the market participants booked profits. The investors decided to remain sidelined and await details on the Economic Package as the delegation left for China yesterday.

Going forward, we expect that the respective outcomes from the Chinese Economic Package and The IMF Bailout Package will drive the market sentiment.

### SECTORS REVIEW

Power, Fertilizer and Technology sectors were positive contributors.

Whereas, Banking and Cement sectors were the major laggards. The volume leaders were:



### Important News

#### POLITICS

- PTI govt determined to bring back Aafia from US jail: Fawad.

#### ECONOMY

- No biased comments on sub judice matters: SC
- PM Imran stresses need to comprehend Iqbal's philosophy.
- \$200 bn in Swiss banks: Bad maths or a case of hopes built on fake news.
- Govt gave NRO to clerics who caused riots: Zardari
- Government set to release lawmakers' tax directory 2017.
- Athar Minallah's appointment as IHC top judge gets parliamentary approval

# MARKET AT A GLANCE !

## MARKET SUMMARY

- 42 remaining PM House vehicles to be auctioned on Nov 15
- FO denies reports about Aasia Bibi leaving Pakistan

Events Ahead	Date
Remittances	Nov 9th
Auto Sales	Nov 12th
MSCI Semi-annual index review announcement	Nov 13th

Board Meetings	Symbols	Period	Time
Honda Atlas Cars (Pakistan) Limited	HCAR	Half Year	11:00 AM
Siemens Pakistan Engineering Co. Limited	SIEM	Annual	10:45 AM
Exide Pakistan Limited	EXIDE	Half Year	11:00 AM

Portfolio Investments (FIPI & LIPI Daily)										8 November 2018			
USD in millions	Buy	Sell	Net	Cement	Fertilizer	Power	Banks	Others	FMCG	Tech	Textile	E&P	OMC
<b>FIPI Portfolio</b>													
Foreign individuals	0.02	-0.02	-0.01	0.00	0.00	0.00	0.00	0.00	0.00	0.00	0.00	0.00	0.00
Foreign corporates	3.25	-3.54	-0.29	-0.58	0.18	0.00	-0.43	1.02	0.00	0.00	0.00	-0.06	-0.43
Overseas Pakistanis	2.15	-1.83	0.32	0.12	-0.01	-0.01	0.02	0.08	0.04	-0.01	0.09	0.00	0.01
<b>FIPI Total</b>	<b>5.42</b>	<b>-5.39</b>	<b>0.03</b>	<b>-0.46</b>	<b>0.17</b>	<b>-0.01</b>	<b>-0.41</b>	<b>1.09</b>	<b>0.04</b>	<b>-0.01</b>	<b>0.09</b>	<b>-0.06</b>	<b>-0.42</b>
<b>LIPI Portfolios</b>													
Individuals	55.11	-52.38	2.73	0.16	0.38	-0.10	1.24	0.92	-0.11	0.14	-0.08	-0.04	0.23
Companies	1.71	-1.72	-0.01	-0.32	0.30	-0.06	-0.02	0.07	-0.01	0.04	0.02	-0.17	0.14
Bank/DFI	1.30	-2.15	-0.85	0.16	-0.55	-0.21	-0.38	0.08	-0.05	0.00	0.22	-0.18	0.05
NBFC	0.12	-0.34	-0.22	0.00	0.00	0.00	0.00	-0.34	0.12	0.00	0.00	0.00	0.00
Mutual Funds	4.52	-5.95	-1.43	-0.41	0.38	0.50	-1.58	-0.86	0.09	0.20	-0.08	0.35	-0.03
Others	0.27	-0.37	-0.10	-0.03	-0.11	0.01	-0.01	0.04	0.00	-0.02	-0.02	0.00	0.04
Brokers	15.19	-15.79	-0.60	0.20	-0.34	-0.03	0.06	0.02	-0.08	-0.39	-0.07	0.01	0.02
Insurance	2.55	-2.09	0.45	0.69	-0.24	-0.08	1.10	-1.03	0.00	0.05	-0.08	0.09	-0.03
<b>LIPI Total</b>	<b>80.76</b>	<b>-80.79</b>	<b>-0.03</b>	<b>0.46</b>	<b>-0.17</b>	<b>0.01</b>	<b>0.41</b>	<b>-1.09</b>	<b>-0.04</b>	<b>0.01</b>	<b>-0.09</b>	<b>0.06</b>	<b>0.42</b>
Sources: NCCPL, FNEL Research										www.fnetrade.com			

# TECHNICAL ANALYSIS - TRADING SIGNALS

PIVOT ANALYSIS												
SYMBOLS	8-Nov-18			SUPPORT & RESISTANCE WITH PIVOT POINT					RSI		MOVING AVERAGES	
	HIGH	LOW	CLOSE	S2	S1	PIVOT	R1	R2	DAILY	WEEKLY	5 DAYS	50 DAYS
<b>CEMENTS</b>												
LUCK	501.9	481.07	484.42	462	473	485	496	508	49.941	45.611	486.74	489.21
DGKC	108.7	104.6	106.13	103.2	104.36	106.68	107.84	110.16	53.66	49.133	105.74	99.37
FCCL	25.98	25.14	25.21	24.73	25.14	25.9	26.31	27.07	57.792	49.829	27.99	23.39
MLCF	52.39	50.3	50.61	50.87	51.38	52.39	52.9	53.91	57.766	51.211	51.65	46.77
<b>Banks</b>												
UBL	146.99	140.15	141.31	144.75	146.6	148.85	150.7	152.95	49.402	43.58	148.95	149.67
HBL	144.1	140.1	141.54	140.14	142.78	144.64	147.28	149.14	53.283	43.736	144.56	142.73
MCB	201	193	198.98	192.39	193.69	194.85	196.15	197.31	50.138	48.389	195.74	194.94
BAFL	51.49	50.36	50.92	49.81	50.6	51.3	52.09	52.79	53.811	63.119	51.93	50.01
<b>OIL &amp; GAS</b>												
OGDC	154.9	152.9	153.69	152.67	153.99	155.32	156.64	157.97	49.734	51.999	156.03	152.27
POL	536	525.15	530.27	508.16	515.33	524.17	531.34	540.18	39.512	39.781	532.31	552.01
PSO	279.2	268.62	269.71	267	272.5	276.5	282	286	60.501	56.19	279.75	263.6
SNGP	90.89	88	89.23	85.47	87.23	90.11	91.87	94.75	49.725	48.206	90.49	88.3
SSGC	25.8	25.1	25.58	24.15	24.67	25.33	25.85	26.51	49.203	41.1	25.51	26.26
<b>TEXTILES</b>												
NCL	62	60.5	60.8	56.9	58.55	59.45	61.1	62	60.483	68.071	59.58	52.07
NML	151.9	149	150.92	140.24	144.17	147.34	151.27	154.44	148.53	52.213	148.53	138.03
<b>FERTILIZER</b>												
ENGRO	343	339	340.01	332.34	335.66	338.33	341.65	344.32	63.977	60.565	338.41	317.63
FFC	99.5	98	98.99	95.73	96.86	97.63	98.76	99.53	54.876	55.097	97.95	95.89
EFERT	82.99	82	82.94	79.63	80.51	81.18	82.06	82.73	68.678	76.97	80.97	77.03
<b>CHEMICALS</b>												
LOTCHEM	19.41	18.5	18.74	17.69	17.98	18.29	18.58	18.89	60.126	70.216	18.35	14.94
DOL	36.85	35.7	36.16	36.18	36.7	37.45	37.97	38.72	58.33	73.933	37.76	29.97
<b>FOOD</b>												
PREMA	23.1	22.5	22.54	22.33	22.76	23.38	23.81	24.43	45.685	100	23.45	25.19
MFL	31.06	30.25	30.57	28.54	28.77	29.13	29.36	29.72	47.138	48.326	28.69	30.33
UNITY	34.21	33.05	33.28	33.66	34.7	35.65	36.69	37.64	57.288	53.272	34.63	33.95
<b>OTHERS</b>												
PAEL	32.39	31.42	31.63	29.86	30.32	31.01	31.47	32.16	57.624	43.977	31.96	30.42
TRG	32.48	31.31	31.98	29.04	30.01	30.65	31.62	32.26	60.785	51.87	29.67	27.86

FNEL Research

09-Nov-2018

WWW.FNETRADE.COM



**DOLLAR**  
**PKR132.5**  
 [INTERBANK]



**Crude WTI**  
**\$60.52bbl**



**COAL**  
**\$96.20/MT**

## DISCLAIMER

This research report is for information purposes only and does not constitute nor is it intended as an offer or solicitation for the purchase or sale of securities or other financial instruments. Neither the information contained in this research report nor any future information made available with the subject matter contained herein will form the basis of any contract.

Information and opinions contained herein have been compiled or arrived at by First National Equities Limited from publicly available information and sources that First National Equities Limited believed to be reliable. Whilst every care has been taken in preparing this research report, no research analyst, director, officer, employee, agent or adviser of any member of First National Equities Limited gives or makes any representation, warranty or undertaking, whether express or implied, and accepts no responsibility or liability as to the reliability, accuracy or completeness of the information set out in this research report.

Any responsibility or liability for any information contained herein is expressly disclaimed. All information contained herein is subject to change at any time without notice. No member of First National Equities Limited has an obligation to update, modify or amend this research report or to otherwise notify a reader thereof in the event that any matter stated herein, or any opinion, projection, forecast or estimate set forth herein, changes or subsequently becomes inaccurate, or if research on the subject company is withdrawn. Furthermore, past performance is not indicative of future results. The investments and strategies discussed herein may not be suitable for all investors or any particular class of investor.

Investors should make their own investment decisions using their own independent advisors as they believe necessary and based upon their specific financial situations and investment objectives when investing. Investors should consult their independent advisors if they have any doubts as to the applicability to their business or investment objectives of the information and the strategies discussed herein. This research report is being furnished to certain persons as permitted by applicable law, and accordingly may not be reproduced or circulated to any other person without the prior written consent of a member of First National Equities Limited.


First National Equities Limited and / or any of its affiliates, which operate outside Pakistan, do and seek to do business with the company(s) covered in this research document. Investors should consider this research report as only a single factor in making their investment decision. First National Research Policy prohibits research personnel from disclosing a recommendation, investment rating, or investment thesis for review by an issuer/company prior to the publication of a research report containing such rating, recommendation or investment thesis.

### Get in touch with us !

 [FirstNationalEquitiesLimited](#)

 [www.FneTrade.com](http://www.FneTrade.com)

 [FneTrade](#)

 +92 309 7414 468



Research Entity Notification Number: REP-089

**First National Equities Limited**

FNE House, 179/B, AbuBakar Block, New Garden Town, Lahore - Pakistan

Tel: (92-42) 35843721-27 E-mail: [Research@fnetrade.com](mailto:Research@fnetrade.com)